

BRIEFING

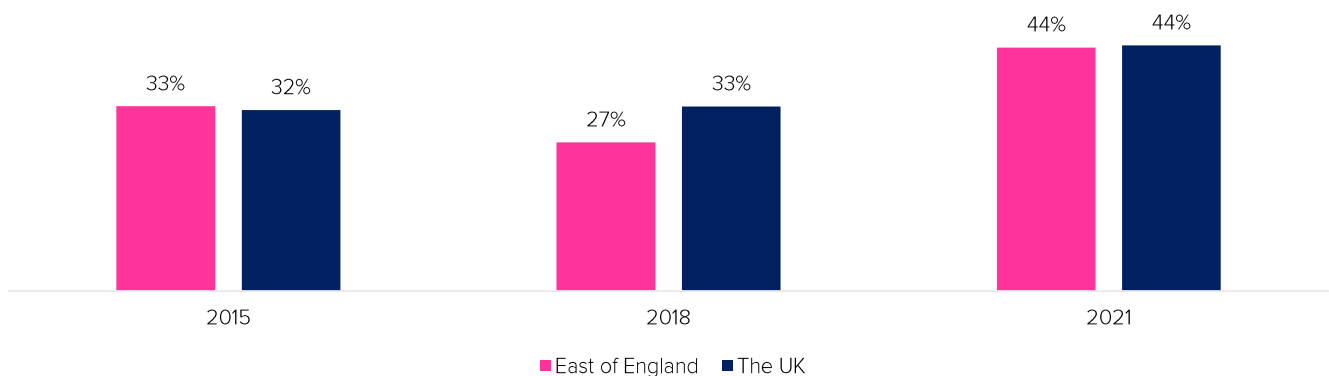
RACE AT WORK 2021 SURVEY INSIGHTS PAPER: EAST OF ENGLAND

24,638 people in the UK took part in the 2021 Race at Work (RAW) survey, with 1,793 responses received from people living in the East of England. The information given in this insight paper is based on the responses from the YouGov statistically weighted panel of 5,183 workers, of which 455 (9%) were from the East of England. In this paper we compare the experiences of people in the East of England to those in the UK overall as well as looking at trend data from the RAW surveys that took place in 2015 and 2018.

Leadership in the region

One of the principles of the Race at Work Charter, established in 2018, is that organisations should have someone at the top of their organisation championing race. One of the key questions posed in the RAW survey specifically focuses on this area and can be seen in Figure 1, “Does your organisation have at least one senior leader and/or champion who actively promotes equality, diversity and fairness?”. Figure 1 shows there is a positive trend. Over the last six years, organisations that have a senior leader or champion who promotes equality, diversity and fairness has increased from 32% to 44% in the UK overall. The story for the East of England is similar to the rest of the country, increasing from 33% in 2015 to 44% in 2021.

Figure 1: Does your organisation have at least one senior leader and/or champion who actively promotes equality, diversity and fairness? (% Yes)



(Base) 2015: UK 6,076, East of England 516 (Base) 2018: UK 6,506, East of England 546 (Base) 2021: UK 4,929, East of England 444



Ethnicity pay gap reporting

While ethnicity pay gap reporting is still voluntary for companies, there is clear movement to suggest that, in time, it will become mandatory. The recent [Women and Equalities Committee report](#) argued there was no excuse for government inaction. Capturing ethnicity pay gap data is important for establishing a baseline to measure progress and track performance against targets. We have seen a large increase in the number of organisations voluntarily capturing their ethnicity pay gap data (see Figure 2). This has increased from 11% in 2018 to 19% in 2021 in the UK. A similar increase has occurred in the East of England, with the number of organisations collecting ethnicity pay gap data going from 10% to 18%. Similarly, the overall trend in the UK shows employers are more willing to publish their ethnicity pay gap report, leaping up to 56% from 50% in 2018 (see Figure 3). While there has been a large increase in the East of England, going from 32% to 49%, this is still significantly lower than the UK figure overall.

Figure 2: Does your employer collect data on the ethnicity pay gap ratio? (% Yes)

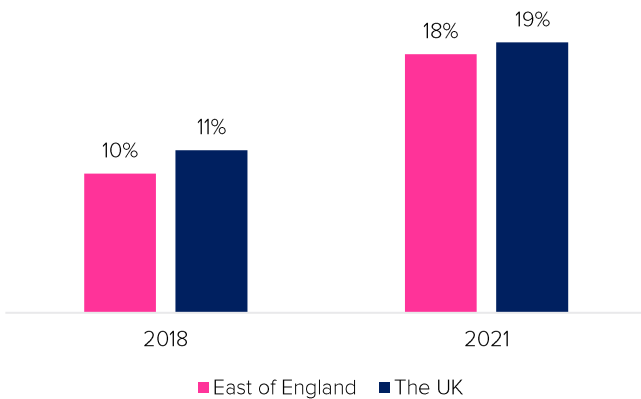
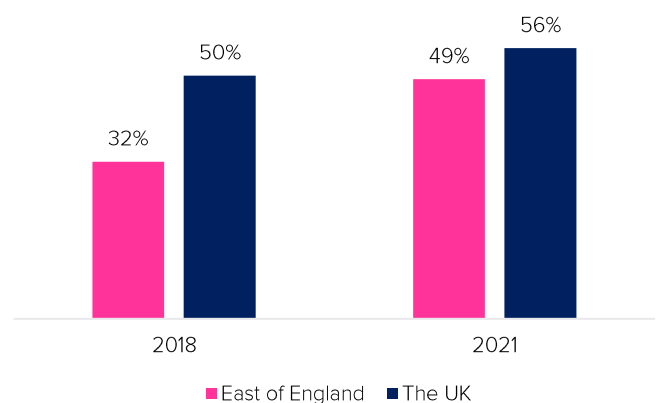


Figure 3: Does your employer publish data on the ethnicity pay gap ratio? (% Yes)



(Base) 2018: UK 6,506, East of England 546, (Base) 2021 UK 4,929, East of England 444

(Base) 2018: UK 787 and East of England 64 (Base) 2021: UK 972 and East of England 80

Supporting race inclusion allies in the workplace

It is important for employers to provide support for inclusion allies to promote race equality in teams, at work and within their communities, as seen in Figure 4 which shows 26% of White employees say that they would like more support from their employers to promote race and ethnic diversity and inclusion. In the East of England, Black, Asian, Mixed Race and other ethnically diverse respondents had similar levels of demand for more support with allyship as the UK average, with 47% wanting this compared to 46% in the UK. For White British respondents, there was also only a slight difference, with 25% of respondents wanting more support with allyship in the East of England.

Figure 4: I would like my organisation to support me to promote race and ethnic diversity and inclusion (% Yes)



(Base) 2021: UK 2,516 White British and 2,296 ethnically diverse, East of England 248 White British and 188 ethnically diverse

Race at Work Survey 2021 Regional Comparison

The following chart shows how each region in the UK responded to some of the key questions in the 2021 RAW survey. The East of England had a similar response as the UK overall when it came to leadership and collecting ethnicity pay gap data and allyship and was much lower regarding the proportion of organisations that published pay gap details, but progress since 2018 is going in the right direction.

	UK Overall	North East	North West	Yorkshire and the Humber	East Midlands	West Midlands	East of England	London	South East	South West	Wales	Scotland	Northern Ireland
Does your organisation have at least one senior leader and/or champion who actively promotes equality, diversity and fairness? (%Yes)	44%	51%	40%	41%	38%	38%	44%	50%	48%	45%	34%	40%	26%
Does your employer collect data on the ethnicity pay gap ratio? (%Yes)	19%	20%	17%	17%	15%	17%	18%	23%	19%	19%	19%	19%	10%
Does your employer publish data on the ethnicity pay gap ratio? (% Yes)	56%	61%	51%	60%	62%	51%	49%	56%	58%	54%	60%	58%	82%
I would like my organisation to support me to promote race and ethnic diversity and inclusion (% Agree) All respondents	36%	28%	37%	29%	33%	34%	35%	43%	33%	32%	32%	32%	39%
I would like my organisation to support me to promote race and ethnic diversity and inclusion (% Agree) White respondents	26%	24%	26%	21%	28%	22%	25%	34%	25%	26%	32%	23%	27%
I would like my organisation to support me to promote race and ethnic diversity and inclusion (% Agree) Black, Asian, Mixed Race and other ethnically diverse respondents	46%	40%	53%	45%	39%	44%	47%	47%	45%	41%	28%	50%	63%

Key

- Where a region's response is more than 3% higher than the UK overall
- Where a region's response is more than 3% lower than the UK overall

Actions that employers can take

The following outlines the actions employers can take to demonstrate their commitment to supporting allyship, ensuring inclusion in supply chains and to build on the momentum to accelerate the growth in the number of employers publishing their ethnicity pay gaps and setting targets. Businesses can demonstrate their commitment to inclusive and responsible business through these actions:

1. **Chief Executives to sign up to, and refresh commitment to the expanded Race at Work Charter.** Expand the commitment to zero tolerance on bullying and harassment, to include customers, clients, service users and contractors. Support inclusion allies in the workplace. Include Black, Asian, Mixed Race and other ethnically diverse led businesses in the supply chain (set targets for inclusion, timely payment and contact value).
2. **Senior leaders to act as mentors and sponsors.** Leaders to act as active mentors and sponsors, using their influence to open doors for Black, Asian, Mixed Race and other ethnically diverse employees when development or progression opportunities are being planned, discussed and allocated.
3. **Increase transparency and accountability.** Publish ethnicity pay gaps. Set and publish targets to improve representation and progression to senior executive and board level. Targets should be linked to pay and reward, and incentivise leaders to act as sponsors and advocates to progress talent in the pipeline to the top table, and at every level, while including different voices and perspectives around the key decision-making tables.
4. **Set performance objectives for managers linked to pay and reward, to ensure active, conscious inclusion in their teams.** All managers should have them. Objectives should include ensuring that employees from Black, Asian, Mixed Race and other ethnically diverse backgrounds have fair access to training, development and progression opportunities.

5. Embed actions on inclusion within Environment, Social and Governance (ESG) reporting. Include indicators of how success against the important principles of ESG will promote inclusion and how the organisation's internal and external impact will be measured.

Our resources to help embed these principles

1. Appoint an executive Sponsor for Race

- [Top tips to become a visible leader on ethnicity](#)
- [Briefing: Engage in two-way mentoring models - what is reverse mentoring?](#)

2. Capture ethnicity data and publicise progress

- [Capturing Ethnicity Data Webinar](#)
- [10 reasons to monitor ethnicity](#)
- [What should employers monitor in terms of ethnicity?](#)
- [5 steps to a successful monitoring programme](#)
- [A Guide for General Counsels Insights into Ethnicity Pay Gap Reporting](#) and accompanying [webinar](#).

3. Commit at board level to zero tolerance of harassment and bullying in the workplace and from customers and clients

- [Toolkit on tackling racial harassment and bullying for charter signatories](#)
- [Tackling Harassment and Bullying from Customers and clients](#)
- [The University of Manchester thematic review Equality, Diversity and Racism in the Workplace report](#)
- [Centre On Dynamics of Ethnicity: Racist banter is no laughing matter!](#)
- [Centre On Dynamics of Ethnicity: The effects of racism at work](#)
- [Centre On Dynamics of Ethnicity: Racism is not water off a duck's back](#)

4. Make equity, diversity and inclusion the responsibility of all leaders and managers

- [Business must not let race equality gap widen during COVID-19 crisis](#)
- [Briefing on SMART performance objectives](#)
- [Mental Health and Wellbeing for Ethnically Diverse Women – A guide for Managers](#)
- [Performance Objectives Toolkit](#)

5. Take action that supports ethnic minority career progression

- [Race at Work Charter: One Year On 2019 Report](#)
- [Race at Work Black Voice Report 2020](#)
- [Race at Work Charter 2020 Survey Report](#)

6. Support inclusion allies in the workplace

- [Supporting Inclusion Allies](#)
- [Black Talent Allyship toolkit](#)

7. Inclusive supply chains

- [Include Black, Asian, Mixed Race and other ethnically diverse led businesses in the supply chain briefing](#)

ENJOYED THIS CONTENT?

You might also like to:

- find out more about our [Race](#) work
- [learn more about our advisory services](#)
- [join us for one of our upcoming events](#)



Talk to one of our expert team [today](#) to learn how membership of BITC can help you take your responsible business journey further, and drive lasting global change.